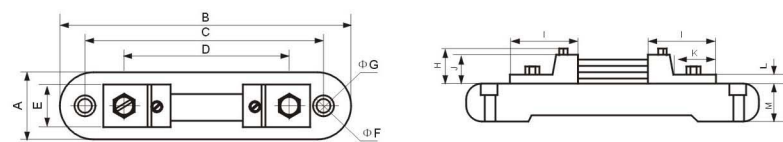




SHUNT(SD Series)




1~200A

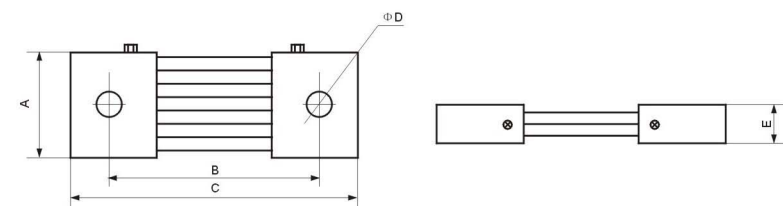


Outline and Fixing Dimension:(mm)

Mode	A	B	C	D	E	F	G	H	I	J	K	L	M
SD-10A/50~100mV	30	135	110	72	20	6	12	17	31	13	20	5	17
SD-150A/50~100mV	32	136	110	67	25	15	12	17	30	15	-	-	17




200~500A

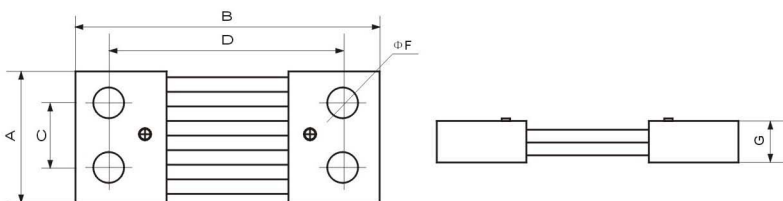


Outline and Fixing Dimension:(mm)

Mode	A	B	C	D	E
SD-200A/50~100mV	32	89	116	8.5	10
SD-250A/50~100mV	41	86	116	10	12
SD-300A/50~100mV	34	86	118	12	20
SD-400A/50~100mV	45	86	119	12	20
SD-500A/50~100mV	55	86	116	12	20



600~1500A

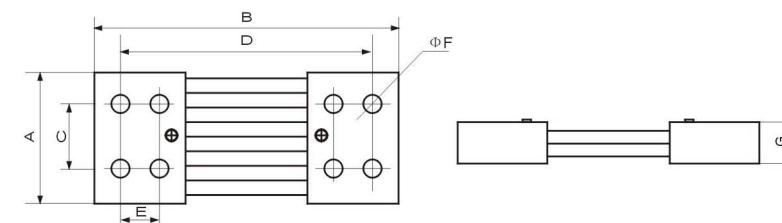


Outline and Fixing Dimension:(mm)

Mode	A	B	C	D	E	F	G
SD-600A/50~100mV	55	90	122			12	21
SD-800A/50~100mV	70	122	35	90	21	12	21
SD-1000A/50~100mV	70	159	35	121	21	12	21
SD-1500A/50~100mV	100	159	49	119	21	12	21




2000A

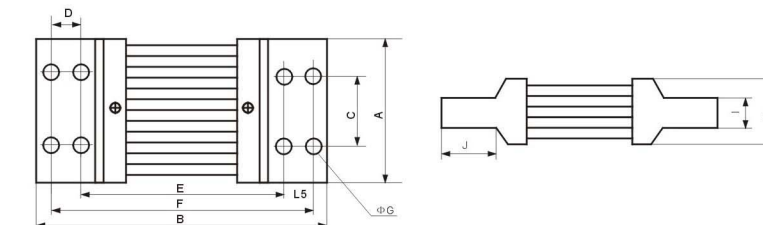


Outline and Fixing Dimension:(mm)

Mode	A	B	C	D	E	F	G
SD-2000A/50~100mV	100	190	50	166	38	14	39



3000~5000A



Outline and Fixing Dimension:(mm)

Mode	A	B	C	D	E	F	G	H	I	J
SD-3000A/50~100mV	103	273	55	45	142	232	14	64	28	90
SD-4000A/50~100mV	110	292	50	50	153	253	17	82	34	97
SD-5000A/50~100mV	128	315	60	54	163	271	17	106	41	100

Application

Combined usage with DC panel meters according to rated voltage drop without adjustment.

Specifications

Rated Voltage drop:50mV~100mV DC

Accuracy: Class 0.5

Material of shunt resistor:Manganin